

“PFA” Hose Super Long Lengths

ProFlex™ PFA offers super long lengths, excellent chemical resistance and flexibility. PFA has the same chemical and temperature resistance as PTFE and much better flex life than FEP. ProFlex PFA open pitch spiral convolutions aid in draining, flushing and cleaning of the hose. ProFlex industrial grade PFA was designed for customer applications that don't require or need Pharmaceutical grade hose. For Pharmacopoeia class VI or semi-conductor applications please request ProFlex “HP”.

PROFLEX™ ADVANTAGES

Corrosion Resistant

PFA is fully resistant to the broadest range of industrial chemicals and has a zero corrosion rate with lower life cycle costs.

Long Continuous Lengths

Up to 1,000 feet long (size dependant) excellent for slip lining failed piping systems.

Ease of Fabrication

Fittings do not need PTFE tape wrap on fitting barb and insert does not require any tooling to be installed. Cut & crimp - reduced fabrication costs.


Cleanable

Non-Stick, low porosity tube is self cleaning and does not trap bacteria and can be cleaned with steam, detergents, caustics or solvents.

Flexible

Lower forces needed to bend or flex, aids in installation and operation.

316 Stainless Steel Braid
PFA



Polypropylene Braid
PFA

Note: ProFlex is not available with Static - Dissipating PFA

MultiFlex™ & ProFlex™ Specification Data




































Stainless braid and bare hose temperature range: (-)65°F (-54°C) to (+)450°F (+232°C)
Polypropylene braid temperature range: (-)20°F (-29°C) to (+)250°F (+121°C)

I.D Nominal (inch)	OPERATING PRESSURE (psi)		Minimum Bend Radius (inch)	Vacuum Rating (in-Hg)	Weight Per Foot (lbs.)
	S.S. Braid	Polypro Braid			
1/2"	1500	575	1.50	29.9	0.20
** 5/8"	1200	550	1.50	29.9	0.24
3/4"	1100	500	2.00	29.9	0.28
1"	1000	400	2.50	29.9	0.35
1-1/4"	875	350	3.13	29.9	0.48
1-1/2"	750	300	3.75	29.9	0.60
2"	625	250	6.50	24.0	0.85
3"	150	150	9.50	20.0	1.79

Operating pressure ratings are one-fourth the minimum burst pressure at (+)70°F (21°C)
Pressure and vacuum ratings are based at (+)70°F (21°C)

** 5/8" size is only available in ProFlex series hose

PUREFLEX FITTINGS

THREADED FITTINGS		CAM LOCK		COMPRESSION, SPLICE, BUTTWELD	SANITARY		FLANGES	
								
STYLE 03 Male Pipe (NPT) Hex	STYLE 04 Male Pipe (NPT)	STYLE 07 Female CAM Lock 'D'	STYLE 17 Female CAM Lock 'D' Reducer	STYLE 31 O-Ring Female Swivel 'D'	STYLE 40 Sanitary (Tri-Clamp)	STYLE 45 Bevel Seat Female	STYLE 05 Flange Retainer	STYLE 15 P Series Flange Retainer
								
STYLE 06 Female Pipe (NPT)	STYLE 30 JIC Female Swivel	STYLE 27 Female CAM Lock 'D' (PFA Encapsulated)	STYLE 08 Male CAM Lock 'E'	STYLE 38 Compression Adapter	STYLE 40U Sanitary Flare Thru (UltraFlex hose only)	STYLE 46 Bevel Seat Male	STYLE 25 Flange Retainer (PFA Encapsulated)	
								
STYLE 33 Male Union (NPT)	STYLE 36 Female Union (NPT)	STYLE 28 Male CAM Lock 'E' (PFA Encapsulated)	STYLE 20 Male Flange Adapter (PFA Encapsulated)	STYLE 39 Compression Connector with Nut and Ferrule	STYLE 41 Sanitary Step-Up	STYLE 48 I-Line Male	STYLE 29 Flare Thru Flange (UltraFlex hose only)	
								
STYLE 37 Female Swivel NPSH	JIC/NPT Adapter with PTFE Seal	STYLE 21 Female Flange Adapter (PTFE Encapsulated)	STYLE 02 CAM Spool Adapter	STYLE 18 Tube Buttweld	STYLE 42 Sanitary Mini	STYLE 49 I-Line Female		
								
		STYLE 22 CAM Spool Adapter (PFA Encapsulated)		STYLE 19 Pipe Buttweld		STYLE 44 Sanitary X Male Cam		

CNC Machining

PureFlex has (24) CNC machining centers and manufactures the most diverse fitting and collar selection in the industry. Because of its machining expertise, PureFlex can also offer a wide range of materials including; Stainless steel, carbon steel, Monel, Hastelloy, titanium, solid PVDF, solid Polypropylene and any other plastic or alloy requested.



STYLE 11 Splice



OPTIONS

Hose Cover Options

- 1 **SCUFF SLEEVE**
Protects hose exterior from damage when dragged over rough surfaces
- 2 **FIRE SLEEVE**
Protects hose from extreme exterior temperatures. Can be used as insulation and protects personnel from extreme interior temperatures
- 3 **POLYOLEFIN**
Provides a smooth, cleanable covering over braided hose. Many colors available
- 4 **ARMOR GUARD**
Protects hose from kinking by not allowing it to exceed its bend radius
- 5 **SPRING GUARD**
Provides kink resistance and protects hose from damage when dragged over rough surfaces
- 6 **HDPE ARMOR**
Provides kink and wear protection during rough handling. Available in (8) colors for color coding and is the only protective cover that can be installed on an existing assembly.




Electrically Heated Hoses & Controls



Consult Factory for more information

Custom Fabricated Assemblies

MultiFlex hose with integral FEP sight gauge shown



PureFlex acid etches a unique serial number on every assembly 3/4" and larger. Other special tagging available



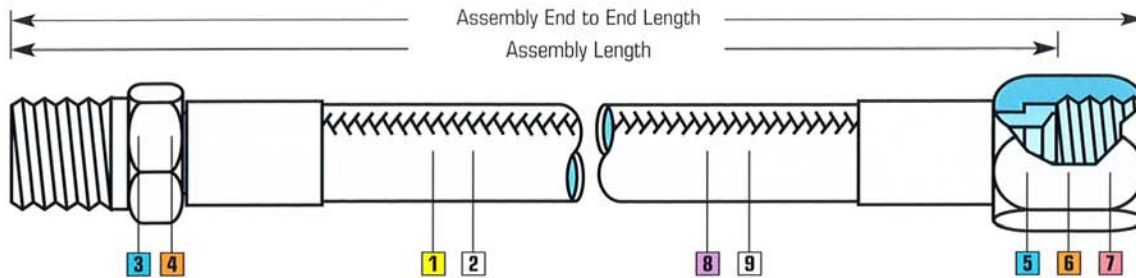
Durcor-62™ Composite Flanges



- **Strong As Steel**
- 1/4 The Weight Of Stainless
- Class 150 Rated
- ANSI B16.5
- (-)60°F to (+)300°F
- Lower Cost Than 316s.s.
- Lower Transportation Cost
- Lower Installed Cost
- Lower Life Cycle Cost
- **Zero Corrosion Rate**
- 10 Year Warranty



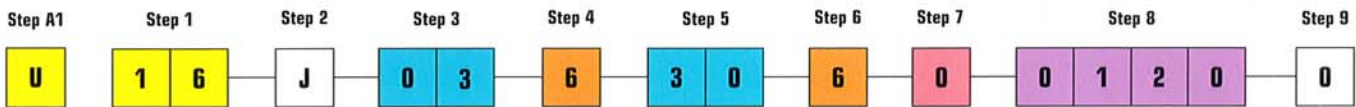
HOW TO ORDER



ULTRAFLEX HOSE ASSEMBLY NUMBERING SYSTEM

Steps to order a 1" UltraFlex assembly with a length of 12", 316SS Male NPT one end, 316SS JIC other end. No options.

Sample part number: **U16J03630601200**



STEP A1 Hose Series

U = UltraFlex
M = MultiFlex
P = ProFlex

STEP 1 Determine I.D. of UltraFlex tube: 16 = 1"

08 = 1/2"
12 = 3/4"
16 = 1"
24 = 1-1/2"
32 = 2"
48 = 3"
64 = 4"

STEP 2 Determine hose product code: J

U = Bare
J = SS Braid
P = PP Braid
S = Special

STEP 3 Determine fitting style of 1st end: 03 = Male NPT

Threaded
03 = Male pipe hex NPT
04 = Male pipe NPT
06 = Female pipe NPT
30 = JIC female swivel
33 = Male union (NPT)
36 = Female union (NPT)
37 = Female swivel NPSH

Flanges
05 = Flange retainer
15 = Flange retainer P-series
25 = Enc. flange retainer
29 = Flare thru flange

Camlock
07 = Female cam lock "D"
27 = Enc. female cam lock "D"
08 = Male cam lock "E"
28 = Enc. male cam lock "E"

Compression
31 = O-ring female swivel "D"
38 = Compression adapter
39 = Compression connector w/nut & ferrule

Buttweld
18 = Tube buttweld
19 = Pipe buttweld

Sanitary
40 = Sanitary tri-clamp
40U = Sanitary flare thru
41 = Sanitary step-up
42 = Sanitary mini
48 = I-line male
49 = I-line female
45 = Bevel seat female
46 = Bevel seat male

STEP 4 Determine fitting material: 6 = 316SS

4 = 304SS
6 = 316SS
C = Carbon steel
T = TFE encapsulated
H = Hastelloy
M = Monel
A = Alloy 20
K = Kynar
P = Polypropylene

STEP 5 Determine fitting style of 2nd end: 30 = JIC

Threaded
03 = Male pipe hex NPT
04 = Male pipe NPT
06 = Female pipe NPT
30 = JIC female swivel
33 = Male union (NPT)
36 = Female union (NPT)
37 = Female swivel NPSH

Flanges
05 = Flange retainer
15 = Flange retainer P-series
25 = Enc. flange retainer
29 = Flare thru flange

Camlock
07 = Female cam lock "D"
27 = Enc. female cam lock "D"
08 = Male cam lock "E"
28 = Enc. male cam lock "E"

Compression
31 = O-ring female swivel "D"
38 = Compression adapter
39 = Compression connector w/nut & ferrule

Buttweld
18 = Tube buttweld
19 = Pipe buttweld

Sanitary
40 = Sanitary tri-clamp
40U = Sanitary flare thru
41 = Sanitary step-up
42 = Sanitary mini
48 = I-line male
49 = I-line female
45 = Bevel seat female
46 = Bevel seat male

STEP 6 Determine fitting material: 6 = 316SS

4 = 304SS
6 = 316SS
C = Carbon steel
T = TFE encapsulated
H = Hastelloy
M = Monel
A = Alloy 20
K = Kynar
P = Polypropylene

STEP 7 Determine flange material: 0 = None

0 = None
D = Ductile iron
C = Carbon steel
4 = 304SS
6 = 316SS
K = Kynar
P = Polypropylene

STEP 8 Determine overall length of UltraFlex hose in inches: 0120 = 12"

Last digit in 1/8th increments.

STEP 9 Determine options: 0 = None

0 = None
B = Conductive hose liner
Z = 300# Flg
L = Locking female cam
S = Spring guard
A = Armor guard
F = Firesleeve
P = Polyolefin cover
T = TFE shrink cover
H = Hypalon cover
N = Nylon scuff guard
D = HDPE Armor

PureFlex™, Inc. information is based on technical data and testing that PureFlex™, Inc. believes to be reliable. It is intended for use by persons having technical skill, at their own discretion and risk. Since conditions of product are outside PureFlex™, Inc. control, PureFlex™, Inc. makes no warranties, express or implied, and assumes no liability in connection with any use of this information. PureFlex™, MultiFlex™, ProFlex™ are trademarks of PureFlex™, Inc. Kynar® is a registered trademark of ELF Atochem. All products are made in U.S.A. Monel® is a registered trademark of Huntington Alloys. Hastelloy® is a registered trademark of Cabot Corporation.

4855 Broadmoor Ave.
Kentwood, MI 49512
Phone: (616) 554-1100
Fax: (616) 554-3633
Web: www.pureflex.com

