

## "PTFE" Hose Higher Pressure Applications

MultiFlex™ combines excellent flexibility with a high pressure rating. The seamless open pitch, spiral PTFE convolutions facilitate cleaning because they're self-draining. MultiFlex is perfect for demanding high purity and chemical applications. Available in sizes 1/2" to 3"

### MULTIFLEX™ ADVANTAGES

#### Corrosion Resistant

PTFE is fully resistant to the broadest range of industrial chemicals and has a zero corrosion rate with lower life cycle costs.

#### Cleanable

Non-Stick, low porosity tube is self cleaning and does not trap bacteria and can be cleaned with steam, detergents, caustics or solvents.

#### Sanitary

FDA- approved materials meet or exceed Pharmacopoeia class VI and 3A standards.

#### Compatible

Will not contaminate or impart a taste, color or odor to any media.

#### Flexible

Ultra flexible engineered design that resists cracking and stress corroding.

#### Durable

Engineered for extended use in hostile environments involving severe chemical, thermal, and mechanical stresses. Does not suffer from aging or embrittlement like rubber even with extreme thermal cycling.

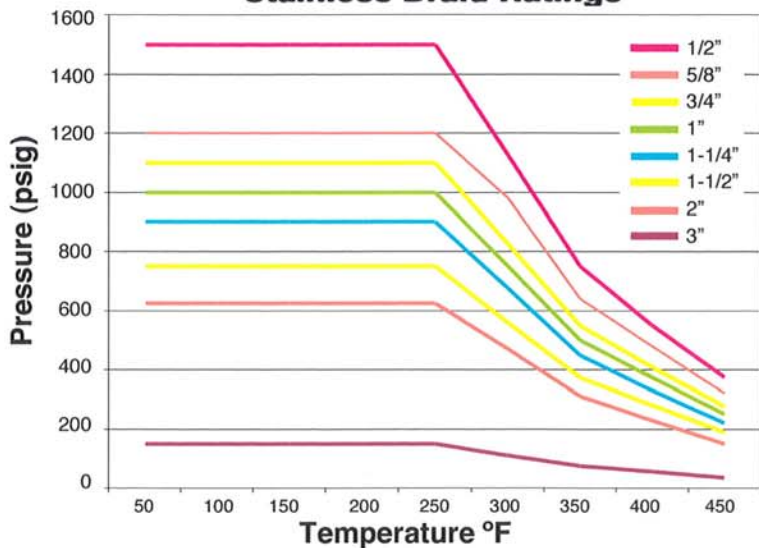
316 Stainless Steel Braid  
Pure PTFE

Polypropylene Braid  
Static - Dissipating PTFE

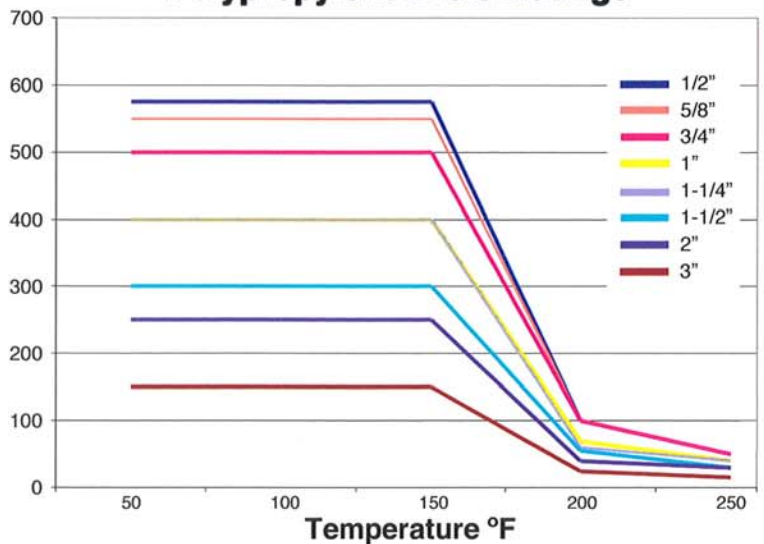
Polypropylene Braid  
Pure PTFE

316 Stainless Steel Braid  
Static - Dissipating PTFE




































**MultiFlex™ & ProFlex™  
Stainless Braid Ratings**



**MultiFlex™ & ProFlex™  
Polypropylene Braid Ratings**



# PUREFLEX FITTINGS

THREADED FITTINGS		CAM LOCK		COMPRESSION, SPLICE, BUTTWELD	SANITARY		FLANGES	
								
<b>STYLE 03</b> Male Pipe (NPT) Hex	<b>STYLE 04</b> Male Pipe (NPT)	<b>STYLE 07</b> Female CAM Lock 'D'	<b>STYLE 17</b> Female CAM Lock 'D' Reducer	<b>STYLE 31</b> O-Ring Female Swivel 'D'	<b>STYLE 40</b> Sanitary (Tri-Clamp)	<b>STYLE 45</b> Bevel Seat Female	<b>STYLE 05</b> Flange Retainer	<b>STYLE 15</b> P Series Flange Retainer
								
<b>STYLE 06</b> Female Pipe (NPT)	<b>STYLE 30</b> JIC Female Swivel	<b>STYLE 27</b> Female CAM Lock 'D' (PFA Encapsulated)	<b>STYLE 08</b> Male CAM Lock 'E'	<b>STYLE 38</b> Compression Adapter	<b>STYLE 40U</b> Sanitary Flare Thru (UltraFlex hose only)	<b>STYLE 46</b> Bevel Seat Male	<b>STYLE 25</b> Flange Retainer (PFA Encapsulated)	
								
<b>STYLE 33</b> Male Union (NPT)	<b>STYLE 36</b> Female Union (NPT)	<b>STYLE 28</b> Male CAM Lock 'E' (PFA Encapsulated)	<b>STYLE 20</b> Male Flange Adapter (PFA Encapsulated)	<b>STYLE 39</b> Compression Connector with Nut and Ferrule	<b>STYLE 41</b> Sanitary Step-Up	<b>STYLE 48</b> I-Line Male	<b>STYLE 29</b> Flare Thru Flange (UltraFlex hose only)	
								
<b>STYLE 37</b> Female Swivel NPSH	JIC/NPT Adapter with PTFE Seal	<b>STYLE 21</b> Female Flange Adapter (PTFE Encapsulated)	<b>STYLE 02</b> CAM Spool Adapter	<b>STYLE 18</b> Tube Buttweld	<b>STYLE 42</b> Sanitary Mini	<b>STYLE 49</b> I-Line Female		
								
		<b>STYLE 22</b> CAM Spool Adapter (PFA Encapsulated)		<b>STYLE 19</b> Pipe Buttweld		<b>STYLE 44</b> Sanitary X Male Cam		

## CNC Machining

PureFlex has (24) CNC machining centers and manufactures the most diverse fitting and collar selection in the industry. Because of its machining expertise, PureFlex can also offer a wide range of materials including; Stainless steel, carbon steel, Monel, Hastelloy, titanium, solid PVDF, solid Polypropylene and any other plastic or alloy requested.



**STYLE 11** Splice



# OPTIONS

## Hose Cover Options

- 1 **SCUFF SLEEVE**  
Protects hose exterior from damage when dragged over rough surfaces
- 2 **FIRE SLEEVE**  
Protects hose from extreme exterior temperatures. Can be used as insulation and protects personnel from extreme interior temperatures
- 3 **POLYOLEFIN**  
Provides a smooth, cleanable covering over braided hose. Many colors available
- 4 **ARMOR GUARD**  
Protects hose from kinking by not allowing it to exceed its bend radius
- 5 **SPRING GUARD**  
Provides kink resistance and protects hose from damage when dragged over rough surfaces
- 6 **HDPE ARMOR**  
Provides kink and wear protection during rough handling. Available in (8) colors for color coding and is the only protective cover that can be installed on an existing assembly.




## Electrically Heated Hoses & Controls



Consult Factory for more information

## Custom Fabricated Assemblies

MultiFlex hose with integral FEP sight gauge shown



PureFlex acid etches a unique serial number on every assembly 3/4" and larger. Other special tagging available



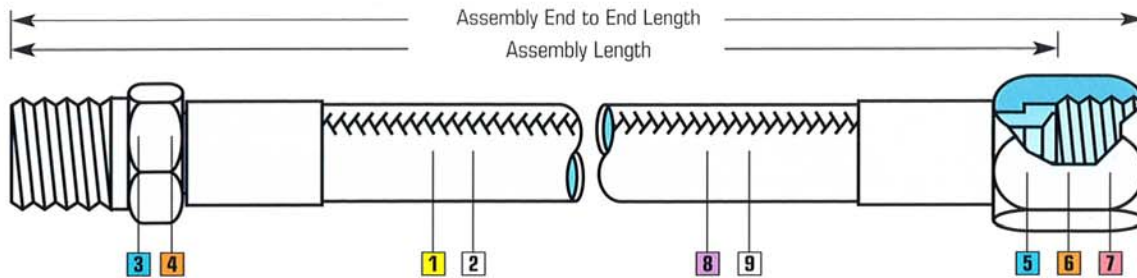
## Durcor-62™ Composite Flanges



- **Strong As Steel**
- 1/4 The Weight Of Stainless
- Class 150 Rated
- ANSI B16.5
- (-)60°F to (+)300°F
- Lower Cost Than 316s.s.
- Lower Transportation Cost
- Lower Installed Cost
- Lower Life Cycle Cost
- **Zero Corrosion Rate**
- 10 Year Warranty



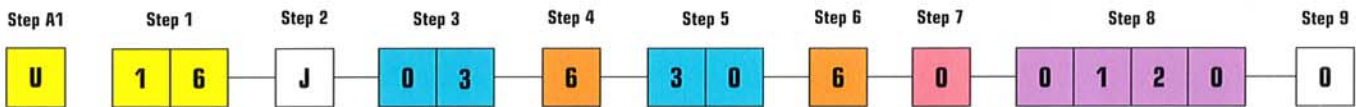
# HOW TO ORDER



## ULTRAFLEX HOSE ASSEMBLY NUMBERING SYSTEM

Steps to order a 1" UltraFlex assembly with a length of 12", 316SS Male NPT one end, 316SS JIC other end. No options.

Sample part number: **U16J03630601200**



### STEP A1 Hose Series

U = UltraFlex  
M = MultiFlex  
P = ProFlex

### STEP 1 Determine I.D. of UltraFlex tube: 16 = 1"

08 = 1/2"  
12 = 3/4"  
16 = 1"  
24 = 1-1/2"  
32 = 2"  
48 = 3"  
64 = 4"

### STEP 2 Determine hose product code: J

U = Bare  
J = SS Braid  
P = PP Braid  
S = Special

### STEP 3 Determine fitting style of 1st end: 03 = Male NPT

**Threaded**  
03 = Male pipe hex NPT  
04 = Male pipe NPT  
06 = Female pipe NPT  
30 = JIC female swivel  
33 = Male union (NPT)  
36 = Female union (NPT)  
37 = Female swivel NPSH

**Flanges**  
05 = Flange retainer  
15 = Flange retainer P-series  
25 = Enc. flange retainer  
29 = Flare thru flange

**Camlock**  
07 = Female cam lock "D"  
27 = Enc. female cam lock "D"  
08 = Male cam lock "E"  
28 = Enc. male cam lock "E"

**Compression**  
31 = O-ring female swivel "D"  
38 = Compression adapter  
39 = Compression connector  
w/nut & ferrule

**Buttweld**  
18 = Tube buttweld  
19 = Pipe buttweld

**Sanitary**  
40 = Sanitary tri-clamp  
40U = Sanitary flare thru  
41 = Sanitary step-up  
42 = Sanitary mini  
48 = I-line male  
49 = I-line female  
45 = Bevel seat female  
46 = Bevel seat male

### STEP 4 Determine fitting material: 6 = 316SS

4 = 304SS  
6 = 316SS  
C = Carbon steel  
T = TFE encapsulated  
H = Hastelloy  
M = Monel  
A = Alloy 20  
K = Kynar  
P = Polypropylene

### STEP 5 Determine fitting style of 2nd end: 30 = JIC

**Threaded**  
03 = Male pipe hex NPT  
04 = Male pipe NPT  
06 = Female pipe NPT  
30 = JIC female swivel  
33 = Male union (NPT)  
36 = Female union (NPT)  
37 = Female swivel NPSH

**Flanges**  
05 = Flange retainer  
15 = Flange retainer P-series  
25 = Enc. flange retainer  
29 = Flare thru flange

**Camlock**  
07 = Female cam lock "D"  
27 = Enc. female cam lock "D"  
08 = Male cam lock "E"  
28 = Enc. male cam lock "E"

**Compression**  
31 = O-ring female swivel "D"  
38 = Compression adapter  
39 = Compression connector  
w/nut & ferrule

**Buttweld**  
18 = Tube buttweld  
19 = Pipe buttweld

**Sanitary**  
40 = Sanitary tri-clamp  
40U = Sanitary flare thru  
41 = Sanitary step-up  
42 = Sanitary mini  
48 = I-line male  
49 = I-line female  
45 = Bevel seat female  
46 = Bevel seat male

### STEP 6 Determine fitting material: 6 = 316SS

4 = 304SS  
6 = 316SS  
C = Carbon steel  
T = TFE encapsulated  
H = Hastelloy  
M = Monel  
A = Alloy 20  
K = Kynar  
P = Polypropylene

### STEP 7 Determine flange material: 0 = None

0 = None  
D = Ductile iron  
C = Carbon steel  
4 = 304SS  
6 = 316SS  
K = Kynar  
P = Polypropylene

### STEP 8 Determine overall length of UltraFlex hose in inches: 0120 = 12"

Last digit in 1/8th  
increments.

### STEP 9 Determine options: 0 = None

0 = None  
B = Conductive hose liner  
Z = 300# Flg  
L = Locking female cam  
S = Spring guard  
A = Armor guard  
F = Firesleeve  
P = Polyolefin cover  
T = TFE shrink cover  
H = Hypalon cover  
N = Nylon scuff guard  
D = HDPE Armor

PureFlex™, Inc. information is based on technical data and testing that PureFlex™, Inc. believes to be reliable. It is intended for use by persons having technical skill, at their own discretion and risk. Since conditions of product are outside PureFlex™, Inc. control, PureFlex™, Inc. makes no warranties, express or implied, and assumes no liability in connection with any use of this information. PureFlex™, MultiFlex™, ProFlex™ are trademarks of PureFlex™, Inc. Kynar® is a registered trademark of ELF Atochem. All products are made in U.S.A. Monel® is a registered trademark of Huntington Alloys. Hastelloy® is a registered trademark of Cabot Corporation.

4855 Broadmoor Ave.  
Kentwood, MI 49512  
Phone: (616) 554-1100  
Fax: (616) 554-3633  
Web: [www.pureflex.com](http://www.pureflex.com)

